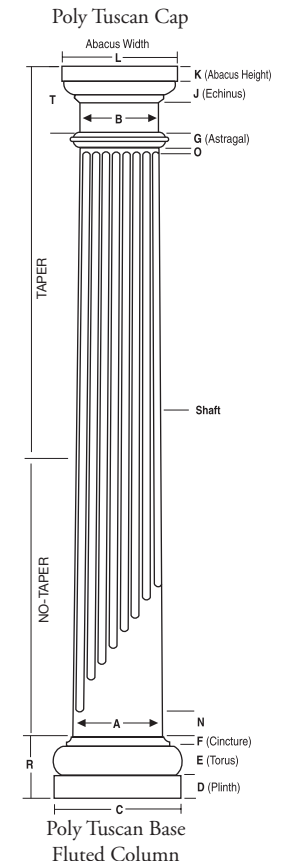
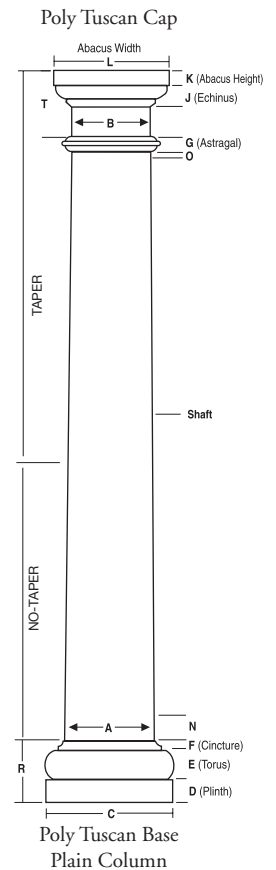


Round Tapered **PERMA**Cast® Columns

COL. SIZE	A	B	C	D	E	F	G	J	K	L	O	N	R	T	LENGTHS AVAIL. (ft.)
6"	5 ⁵ / ₈ "	4 ³ / ₈ "	9"	1 ¹ / ₈ "	1 ¹ / ₄ "	5 ⁸ / ₁₆ "	3 ⁴ / ₁₆ "	1 ¹ / ₄ "	1 ³ / ₈ "	8"	1"	6 ¹ / ₄ "	3 ³ / ₁₆ "	4 ⁷ / ₁₆ "	4,6,8
8"	7 ⁷ / ₈ "	6 ¹ / ₄ "	10 ¹ / ₂ "	1 ⁷ / ₈ "	1 ³ / ₄ "	3 ⁴ / ₁₆ "	1 ³ / ₁₆ "	1 ¹ / ₄ "	1 ¹ / ₂ "	9 ³ / ₄ "	1 ¹ / ₂ "	2 ¹ / ₄ "	4 ³ / ₈ "	4 ¹ / ₂ "	5,6,8,9,10
10"	9 ³ / ₈ "	8 ¹ / ₄ "	13 ¹ / ₈ "	2 ¹ / ₈ "	2 ¹ / ₄ "	3 ⁴ / ₁₆ "	1 ³ / ₁₆ "	1 ¹ / ₄ "	1 ¹ / ₂ "	11 ¹ / ₄ "	3 ⁸ / ₁₆ "	2 ¹ / ₄ "	5 ¹ / ₄ "	5"	6,8,9,10,12
12"	11 ³ / ₈ "	9 ³ / ₄ "	16 ¹ / ₂ "	2 ¹ / ₄ "	2 ³ / ₈ "	7 ⁸ / ₁₆ "	1 ³ / ₁₆ "	1 ¹ / ₄ "	2 ¹ / ₄ "	13 ³ / ₄ "	3 ⁴ / ₁₆ "	2 ⁵ / ₈ "	6 ³ / ₄ "	5 ³ / ₄ "	6,8,9,10,12,14,16,18
14"	13 ³ / ₈ "	11 ³ / ₄ "	19 ¹ / ₂ "	3 ³ / ₈ "	3 ³ / ₄ "	1 ¹ / ₈ "	1"	2"	2 ¹ / ₂ "	17"	7 ⁸ / ₁₆ "	2 ⁵ / ₈ "	7 ³ / ₄ "	7"	8,9,10,12,14,16,18,20
16"	15 ³ / ₄ "	13 ³ / ₈ "	22"	3 ⁷ / ₈ "	3 ³ / ₈ "	1 ¹ / ₈ "	1 ³ / ₁₆ "	2 ¹ / ₄ "	2 ¹ / ₂ "	19 ³ / ₈ "	1"	3"	8 ³ / ₈ "	8"	8,10,12,14,16,18,20,22,24,26
18"	17 ¹ / ₂ "	15 ³ / ₈ "	24 ³ / ₈ "	4"	4"	1 ¹ / ₈ "	1 ¹ / ₁₆ "	2 ³ / ₄ "	3 ³ / ₈ "	22 ³ / ₈ "	1 ¹ / ₂ "	10 ³ / ₄ "	9 ³ / ₄ "	8 ⁷ / ₈ "	8,10,12,14,16,18,20,22,24
20"	19 ¹ / ₂ "	17 ¹ / ₁₆ "	27"	4 ³ / ₄ "	4 ¹ / ₂ "	2"	1 ¹ / ₁₆ "	2 ⁷ / ₈ "	3 ³ / ₈ "	24 ³ / ₁₆ "	1 ¹ / ₂ "	10 ³ / ₄ "	11 ¹ / ₄ "	9"	10,12,14,16,18,20,22,24
22"	21 ¹ / ₈ "	19 ¹ / ₄ "	30 ¹ / ₄ "	5"	5"	2"	1 ¹ / ₈ "	3"	3 ³ / ₄ "	27 ¹ / ₂ "	1 ¹ / ₂ "	10 ³ / ₄ "	12"	10 ³ / ₄ "	16,18,20,22,24,26
24"	23 ³ / ₈ "	21 ¹ / ₄ "	33 ¹ / ₂ "	6"	5 ¹ / ₄ "	2 ¹ / ₄ "	2"	3 ¹ / ₂ "	4"	30 ³ / ₈ "	1 ¹ / ₂ "	10 ³ / ₄ "	13 ¹ / ₂ "	11 ¹ / ₁₆ "	12,14,16,18,20,22,24,26,28,30
28"	28"	24 ³ / ₈ "	38"	6 ³ / ₄ "	6 ¹ / ₂ "	2 ³ / ₄ "	2 ¹ / ₄ "	3 ³ / ₄ "	4 ³ / ₈ "	33 ³ / ₈ "	1 ¹ / ₂ "	10 ³ / ₄ "	15 ¹ / ₂ "	11 ¹ / ₄ "	20,22,24,26,28
30"	29 ³ / ₈ "	26 ¹ / ₂ "	41 ¹ / ₈ "	6 ¹ / ₂ "	5 ⁷ / ₈ "	2 ¹ / ₂ "	3"	4"	4 ³ / ₈ "	38 ¹ / ₄ "	1 ¹ / ₂ "	10 ³ / ₄ "	14 ³ / ₄ "	14 ³ / ₈ "	20,22,24,26,28,30

*There may be a variance of up to 1/4" in all dimensions. Fluted columns available in all diameters. See page 16 for Parallel dimensions. See page 18 for Decorative Capital dimensions. Standard Fluted Column (Fluted in mold)

• Split columns are not load bearing.



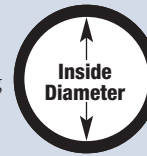
COLUMN-LOC®

Column-Loc® creates a continuous connection from floor to beam/header without the expense of splitting and reattaching the column. This labor saving product is easy to install and delivers wind uplift resistance especially important in coastal and high wind areas. Currently available for 8" and 10" round (tapered and no-taper) and square PermaCast® columns. Kits are available with and without threaded rod in lengths up to 12'.*



ROUND PERMACAST® INSIDE DIMENSIONS

Inside dimension may vary up to 1/8". Splitting a column will decrease inside dimension 1/8".



COLUMN SIZE	TOP I.D.	BOT I.D.
6"	3 ³ / ₈ "	4 ¹ / ₈ "
8"	5 ¹ / ₂ "	6 ¹ / ₈ "
10"	7 ³ / ₈ "	8 ¹ / ₈ "
12"	8 ³ / ₈ "	10 ⁷ / ₈ "
14"	10 ⁷ / ₈ "	12 ⁷ / ₈ "
16"	12 ⁷ / ₈ "	15"
18"	14 ¹ / ₂ "	16 ³ / ₈ "
20"	16 ¹ / ₁₆ "	18 ³ / ₈ "
22"	18 ³ / ₈ "	20 ¹ / ₁₆ "
24"	20"	22 ³ / ₈ "
28"	22 ⁷ / ₈ "	26 ³ / ₄ "
30"	25 ¹ / ₄ "	28 ³ / ₈ "

*Plain columns only

PLUMB-FIT®

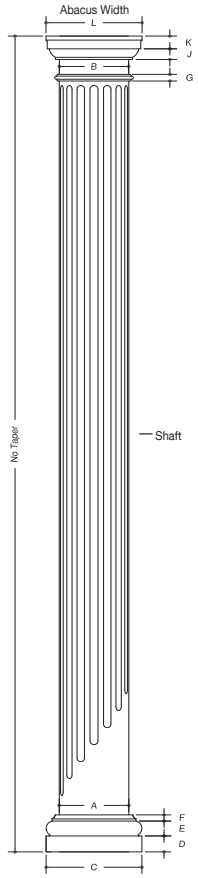
To make installation even easier our 6"-12" round and square poly Tuscan Cap and Base Sets with flashing cap come with the Plumb-Fit® patented (Patent 9689674) installation system included.

ROUND PERMACAST® PORCH INSTALLATION BRACKET

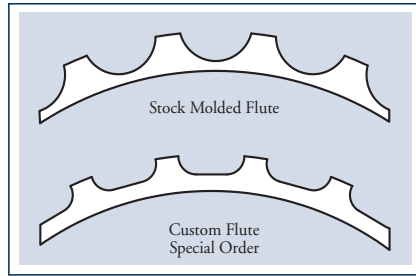
The HB&G Porch Installation Bracket includes the bracket and all required hardware. The bracket fits 20" - 30" Plain Round PermaCast® Columns and will secure a 2nd story porch to our PermaCast® Columns. Three brackets are required for each column.



Fluted Round Tapered **PERMA**Cast® Columns



PermaCast® No-Taper Column with Poly Tuscan Cap and Base

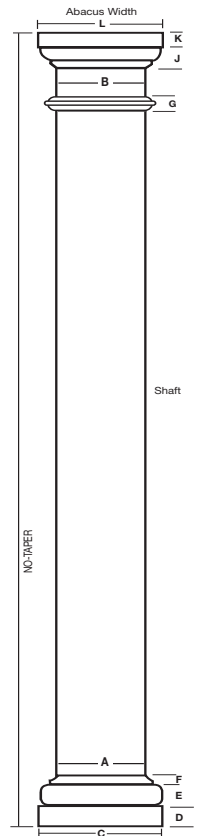


HB&G OFFERS TWO DISTINCTIVE TYPES OF FLUTES.

Stock Molded Flute: Available in diameters of 8" x 8' – 16" x 12' columns (See price guide for specific lengths available.) The stock molded flute is part of the manufacturing process and cannot be altered.

Custom Flute: The custom flute is milled after the column is manufactured and can be modified to your specific length. All round PermaCast® columns, 6" x 4' – 30" x 30', are available with an optional custom flute. (Call a customer service representative for pricing and lead times.) Adjusted Flutes available.

*Inside dimension may vary from "Stock" Flutes



PermaCast® Plain No-Taper Column with Poly Tuscan Cap and Base

Round No-Taper **PERMA**Cast® Columns

ROUND NO-TAPER PERMACAST® COLUMN DIMENSIONS (IN INCHES)


Col. Size	A	B	C	D	E	F	G	J	K	L	Lengths Available (ft)
8"	7-5/8"	7-5/8"	10-1/2"	1-7/8"	1-3/4"	3/4"	3/4"	1-1/4"	1-1/2"	10-5/8"	6, 8, 9, 10
10"	9-5/8"	9-5/8"	13-1/8"	2-3/8"	2-1/8"	3/4"	3/4"	1-1/4"	2"	12-13/16"	6, 8, 9, 10, 12
12"	11-5/8"	11-5/8"	16-1/2"	2-3/4"	2-3/8"	7/8"	3/4"	1-3/4"	2"	15-7/8"	6, 8, 9, 10, 12
14"	13-5/8"	13-5/8"	19-1/2"	3-3/8"	3-1/8"	1-1/8"	1"	2-1/4"	3"	19-1/8"	6, 8, 9, 10, 12, 14
16"	15-3/4"	15-3/4"	22"	3-7/8"	3-1/2"	1-1/4"	1"	2-1/4"	2-3/4"	22"	6, 8, 9, 10, 12, 14, 16, 18, 20
18"	17-1/2"	17-1/2"	24-5/8"	4"	4"	1-5/8"	1-3/16"	2-3/4"	3-1/8"	24-5/8"	6, 8, 9, 10, 12, 14, 16, 18, 20
24"	24"	24"	33-1/2"	5-3/4"	5-1/4"	2-3/16"	2-1/8"	3-1/2"	4-1/8"	33-3/8"	8, 9, 10, 12, 14, 16, 18, 24 26, 28, 30

Neck mould not included.


Flashing and Installation Kit not available with No-Taper Tuscan cap and base sets.

• Split columns are not load bearing.

NECK MOULD FOR NO-TAPER COLUMN – SOLD SEPARATELY



HB&G's number one goal is finding ways that we can save you time and make your life easier.



PermaCast® PermaFlashing and Installation Kit

The PermaCast® flashing with Plumb-Fit® and installation kit is available in selected Tuscan cap and base sets.*

This innovation will not only save time but will keep the elements out of the column and secure the top and bottom of the column.

*Not available in Tuscan cap and base sets for Craftsman, No-taper, PermaLite®, and Wood columns.

Split Column Assembly and Flange Kits

HB&G offers a split kit and a split kit with flange option with an improved MMA adhesive.

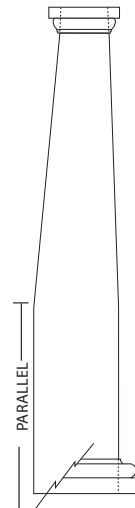
These kits can be purchased separately. **MMA adhesive must be stored in a climate-controlled environment.**



Installation Kit for Beveled Cap and Base



Installation Kit



Entasis - Parallel Dimensions are used to specify where the column begins to taper. These dimensions use length from the bottom of the column shaft to the point where the taper begins. This is necessary to determine how much a column can be shortened before the base begins to fit loosely. Filler and caulking may be used to fill the gap between the base and shaft if it is necessary to shorten the column beyond the parallel dimension.

PARALLEL DIMENSIONS*

Column Size	Parallel Dim.	Column Size	Parallel Dim.
6x4	0"	18x18	60"
6x6	8"	18x20	84"
6x8	32"	18x22	49"
8x5	12"	18x24	73"
8x6	24"	18x26	97"
8x8	32"	20x10	0"
8x9	28"	20x12	0"
8x10	40"	20x14	0"
10x6	8"	20x16	4"
10x8	32"	20x18	28"
10x9	28"	20x20	52"
10x10	40"	20x22	76"
10x12	48"	20x24	100"
12x6	8"	22x16	45"
12x8	32"	22x18	69"
12x9	20"	22x20	93"
12x10	32"	22x22	53"
12x12	48"	22x24	77"
12x14	59"	22x26	101"
12x16	40"	24x12	21"
12x18	73"	24x14	45"
14x8	32"	24x16	69"
14x9	12"	24x18	93"
14x10	24"	24x20	75"
14x12	48"	24x22	99"
14x14	27"	24x24	123"
14x16	51"	24x26	77"
14x18	75"	24x28	101"
16x8	16"	24x30	125"
16x10	40"	28x20	20"
16x12	29"	28x22	44"
16x14	53"	28x24	68"
16x16	36"	28x26	92"
16x18	60"	28x28	116"
16x20	84"	30x20	92"
18x8	0"	30x22	116"
18x10	16"	30x24	140"
18x12	40"	30x26	75"
18x14	48"	30x28	99"
18x16	36"	30x30	123"

Column Size	Bottom Diameter
6x4	5 ³ / ₈ "
18x8	17 ¹ / ₄ "
20x10	18 ¹¹ / ₁₆ "
20x12	18 ⁵ / ₁₆ "
20x14	19 ¹ / ₄ "

*For Tapered Round Columns