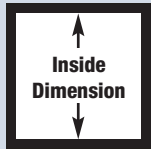


# Square **PERMA**Cast® Columns

## SQUARE PERMACAST® INSIDE DIMENSIONS

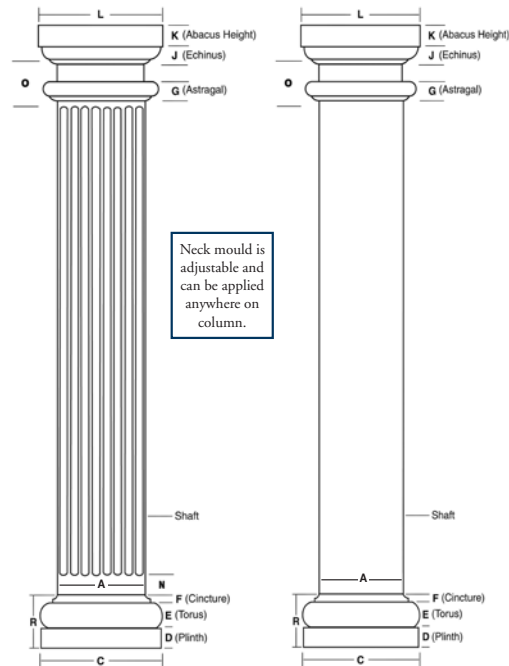
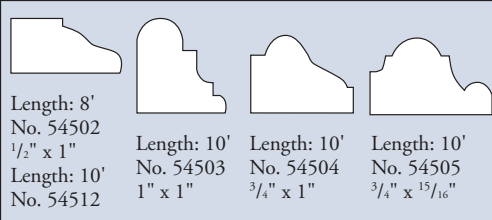
Inside dimensions may vary up to 1/4".  
Splitting a column will decrease inside dimension 1/8".

COL. SIZE	INSIDE
6"	5 3/8"*
8"	5 7/8"
10"	9"
12"	11"
14"	13"
16"	15"



\*Inside is Round

## PANEL MOULDING FOR SQUARE PERMACAST®



PermaCast® Square Column shown fluted with Poly Tuscan Cap and Base.

PermaCast® Square Column shown plain with Poly Tuscan Cap and Base.

Neck mould is adjustable and can be applied anywhere on column.

## Plumb-Fit®

To make installation even easier our 6"-12" round and square poly Tuscan Cap and Base Sets with flashing cap come with the patented (Patent 9689674) Plumb-Fit® installation system included.

## Column-Loc®

Column-Loc® creates a continuous connection from floor to beam/header without the expense of splitting and reattaching the column. This labor saving product is easy to install and delivers wind uplift resistance especially important in coastal and high wind areas. Currently available for 8" and 10" round (tapered and no-taper) and square PermaCast® columns. Kits are available with or without threaded rod in lengths up to 12'.

## SQUARE PERMACAST® COLUMN DIMENSIONS (In Inches)\*

Column Size	A	C	D	E	F	G	J	K	L	N	O	R	Lengths Available (ft.)
6"	6"	9 1/8"	1 7/16"	1 5/16"	9/16"	1"	1 1/4"	1 3/8"	9 1/8"	N/A	N/A	3 5/16"	6,8,9,10
8"	8"	11 1/8"	1 7/8"	1 3/4"	5/8"	1"	1 1/4"	1 1/2"	10 15/16"	5"	3 1/8"	4 1/4"	6,8,9,10,12
10"	10"	13 1/16"	2 3/8"	2 5/16"	3/4"	1"	1 1/4"	1 3/4"	12 3/4"	3 3/4"	4 1/8"	5 7/16"	51",6,8,9,10,12,14,16
12"	12"	16 3/8"	2 13/16"	2 3/8"	7/8"	1"	1 7/8"	2 3/16"	16 11/16"	N/A	N/A	6 1/16"	8,9,10,12,14,16,18
14"	14"	19 3/8"	3 5/8"	2 7/8"	1 1/16"	1 1/8"	2 1/16"	2 1/2"	19 1/16"	N/A	N/A	7 9/16"	8,10,12,14
16"	16"	22 1/8"	3 7/8"	3 3/8"	1 3/16"	1 1/8"	2 3/8"	2 3/4"	21 1/2"	N/A	N/A	8 7/16"	8,10,12,14,16,18,20

☐ Fluted Square.


\*There may be a variance of up to 1/4" in all dimensions.

• Split columns are not load bearing. • See page 18 for Decorative Capital dimensions.

## Versatility of Square Columns

The design and versatility of an HB&G square column has enhanced its popularity with today's architects. The HB&G Square PermaCast® column lineup includes plain, recessed panel, fluted, and Craftsman styles. An unlimited combination of styles can be achieved by various uses of the panel moulding, neck moulding, and caps and bases. Additionally, the square column is not tapered and can be cut to any height without affecting the fit of the caps and bases.



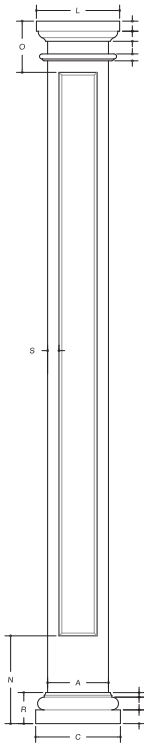


# Recessed Panel **PERMA**Cast® Columns

## RECESSED PANEL INSIDE DIMENSION

Inside dimension may vary up to 1/4".

Col. Size	Inside	
8"	5-5/8"	
10"	7-1/2"	
12"	9-1/2"	
14"	11"	



Neck mould is adjustable and can be applied anywhere on column.

Square Column with Poly Tuscan Cap and Base

## SQUARE RECESSED PANEL PERMACAST® COLUMN DIMENSIONS (In Inches)\*

Column Size	A	C	D	E	F	G	J	K	L	N	O	R	S	Recess Depth	Lengths Available (ft.)
8"	8"	11 1/8"	1 7/8"	1 3/4"	5/8"	1"	1 3/8"	1 3/8"	10 15/16"	12"	7"	4 1/4"	1 1/2"	1/2"	8,9,10
10"	10"	13 1/16"	2 3/8"	2 5/16"	3/4"	1"	1 1/4"	1 3/4"	12 3/4"	14 1/2"	8 1/2"	5 7/16"	1 1/2"	1/2"	8,9,10
12"	12"	16 5/8"	2 13/16"	2 3/8"	7/8"	1"	1 1/8"	2 3/16"	16 11/16"	18"	10 1/2"	6 1/16"	2 1/4"	3/16"	8,9,10,12,14
14"	14"	19 3/8"	3 5/8"	2 7/8"	1 1/16"	1 1/8"	2 1/16"	2 1/2"	19 1/16"	21 1/2"	12 1/4"	7 7/16"	2 5/8"	1/16"	8,10,14

See page 18 for Decorative Capital dimensions.

\*Recessed Panel columns are not split.

