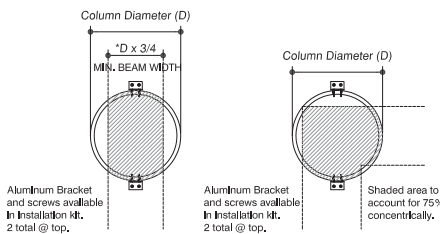


# Building Code Compliance

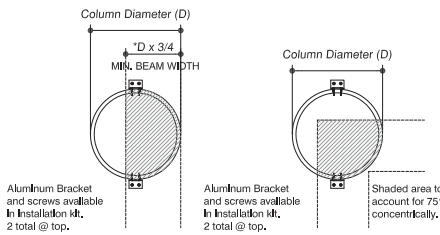
HB&G has updated our product testing to comply with changes to the Building Codes (IBC/IRC) and to the Acceptance Criteria for Fiberglass Columns. The 2 major changes that impacted PermaCast® and PermaLite® were:

- Eccentric Axial Loading – the new maximum allowable load values are based on eccentric (offset) axial load as opposed to concentric (centered) axial loading.
- Increased Safety Factor – the safety factor on the allowable load was increased from 2.5 times to 5 times

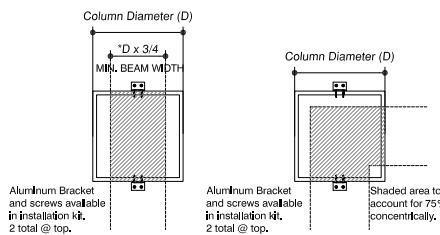
Eccentric loading of columns is not recommended by HB&G.



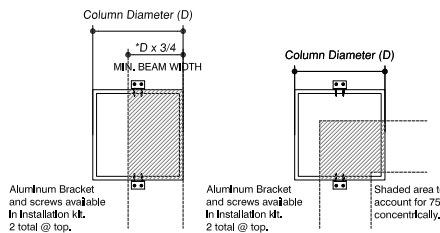
Acceptable Applications



Unacceptable Applications



Acceptable Applications



Unacceptable Applications

HB&G recommends following the installation instructions included with the product purchased. HB&G structural products conform to 2018, 2015, 2012, and 2009 IBC/IRC.

## Round Tapered PermaCast® Plain and Fluted

Bottom Diameter	Eccentric Loading		Concentric Load (Lbs.)
	Avg. Allowable Load (Lbs.)	Avg. Ultimate Load (Lbs.)	
6"	4580	22900	8000
8"*	4600	23000	10000
10"*	4690	23450	14000
12"*	4800	24000	18000
14"	7800	39000	20000
16"	8250	41250	20000
18"	10000	50000	20000
20"	10000	50000	20000
22"	10000	50000	20000
24"	10000	50000	20000
28"	10000	50000	20000
30"	10000	50000	20000

## Square PermaCast® Plain, Fluted, RoughSawn®, and Recessed Panel

6"*	5100	25500	8000
8"*	5150	25750	10000
10"*	5640	28200	14000
12"*	5900	29500	18000
14"	8500	42500	20000
16"	9500	47500	20000

## Round No-Taper PermaCast® Plain and Fluted

6"	4580	22900	8000
8"	4590	22950	10000
10"	4670	23350	14000
12"	4750	23750	18000
14"	7000	35000	20000
16"	7000	35000	20000
18"	7000	35000	20000
24"	9000	45000	20000

## Craftsman Plain and RoughSawn® PermaCast®

10" x 6" x 66"	9000	45000	10000
10" x 8" x 66"	9000	45000	10000
10.25" x 7.5" x 7'	7000	35000	10000
12" x 8" x 5'	8000	40000	14000
12" x 8" x 6'	8000	40000	14000
12" x 8" x 66"	8000	40000	14000
12" x 10" x 6'	8000	40000	14000
12" x 10" x 10'	8000	40000	14000
14" x 12" x 9'	8000	40000	14000
16" x 9" x 6'	9000	45000	14000
16" x 9" x 8'	9000	45000	14000
16" x 12" x 58"	9000	45000	14000
16" x 12" x 6'	9000	45000	14000
16" x 12" x 8'	9000	45000	14000

## Round No-Taper PermaLite®

8"	4000	20000	8000
10"	4000	20000	10000

## Square PermaLite® Plain and Recessed Panel

6"	3000	15000	5000
8"	3000	15000	6500
10"	3000	15000	7000
12"	3000	15000	7500

\*Covered under ICC ESR-1361 / FL# 3102

Conforms with 2018, 2015, 2012 and 2009 IBC/IRC

Note – Eccentric (off-center) loading has a 5 times safety factor.

– Eccentric (off-center) loading of columns is not covered by the warranty.

## RigidWrap® cPVC Column Wrap

Size	Structural Load Capacity (Lbs.)
6"	4350
8"	4350
10"	4350
12"	4350

## Round Wood Columns

6"	2000
8"	3200
10"	4200
12"	5100

## PermaPost®

5" Colonial	1300
6" Colonial	5000
5" Square	5000
6" Chamfered	5000

## Wood Porch Posts

4"	1000
5"	3000
6"	5800

## Round Fluted Aluminum Columns

6"	20000
8"	20000
10"	26000
12"	26000

## Square Fluted Aluminum Columns

6"	11000
8"	12000
10"	9000
12"	17000

## Heritage Square Recessed Panel Aluminum Columns

6"	24000
8"	23000

## Legend/Elite Square Aluminum Columns

6"	17000
8"	14000

\*Concentric loading

Conforms with 2018, 2015, 2012 and 2009 IBC/IRC