

PERMA Capitals and Bases

Choosing the right cap and base for your columns is as important as the selection of the column itself. The right cap and base can define the style of the front porch and create an atmosphere that complements your lifestyle. The cap and base options offered by HB&G® are shown on page 9. Please refer to the following data that corresponds with your cap and base selection to ensure that you end up with the products that work best for you.

CAPITAL AND BASE OPTIONS

Most capitals and bases for PermaCast® columns are made of polyurethane and are decorative. The shaft fits through the center of the capital and base and does not alter the height of the shaft. Decorative capitals for round PermaCast® columns will alter the height of the shaft.

TUSCAN CAP AND BASES

The Tuscan style is standard and best complements the PermaCast® column. The Tuscan is available for all round and square shafts. For dimension see pages 11-12, 14-15, and 18.

DECORATIVE CAPITAL

Five styles of decorative capitals are available for all round tapered and square shafts. Using a decorative capital with a round PermaCast® shaft will alter the height of the shaft. Decorative capitals do not alter the height of the shaft when used on a square PermaCast® Column.

ATTIC BASE

Attic Bases are used for a more ornate look and come in 1 or 2 pieces depending on their size.

COLONIAL CAP AND BASE

Referred to as our low profile cap and base, the Colonial is designed specifically for use in applications where railing will be attached to the column. Available for PermaCast® round and square shafts 6"-12".

CROWN CAP

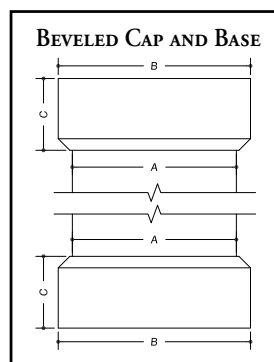
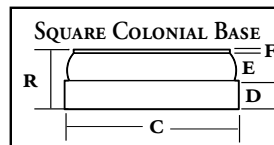
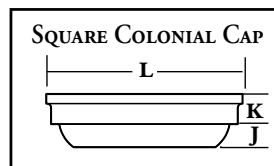

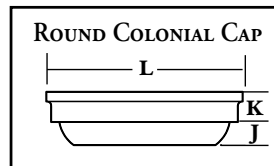
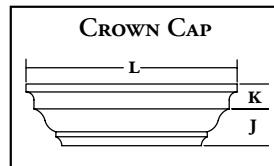
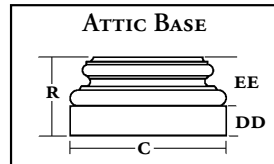
Available for PermaCast® Square shafts 6-12".

PERMATUFF® CAP AND BASE

A durable hard shell base combined with a poly cap. Designed for high traffic applications. Available for PermaCast® round shafts 8"-12".

BEVELED CAP AND BASE

Designed to deliver a popular, more contemporary appearance, beveled caps and bases are available for PermaCast® Square shafts 6-12".



DIMENSIONS OF ATTIC BASE FOR ROUND AND SQUARE COLUMNS

COLUMN SIZE	ROUND ATTIC				COLUMN SIZE	SQUARE ATTIC			
	C	DD	EE	R		C	DD	EE	R
6"	8 ⁵ / ₁₆ "	1 ¹ / ₈ "	2 ³ / ₄ "	4 ¹ / ₂ "	6"	8 ⁷ / ₁₆ "	1 ¹ / ₈ "	2 ⁷ / ₈ "	4 ¹ / ₄ "
8"	10 ¹ / ₈ "	1 ⁷ / ₈ "	3 ¹ / ₄ "	5 ¹ / ₈ "	8"	11"	1 ⁷ / ₈ "	3 ¹ / ₄ "	5 ¹ / ₈ "
10"	13"	2 ¹ / ₂ "	3 ⁷ / ₈ "	6 ³ / ₈ "	10"	13 ³ / ₈ "	2 ³ / ₈ "	4"	6 ³ / ₈ "
12"	16 ¹ / ₈ "	3"	4 ¹ / ₂ "	7 ¹ / ₂ "	12"	17"	2 ³ / ₄ "	4 ¹ / ₂ "	7 ¹ / ₄ "
14"	19 ¹ / ₄ "	3 ³ / ₈ "	5 ³ / ₈ "	8 ³ / ₄ "	14"	N/A	N/A	N/A	N/A
16"	21 ³ / ₄ "	4"	6 ¹ / ₂ "	10 ¹ / ₂ "	16"	22 ¹ / ₄ "	4"	6 ¹ / ₄ "	10 ¹ / ₄ "
18"	25"	4 ³ / ₈ "	7 ¹ / ₄ "	11 ³ / ₈ "	18"	N/A	N/A	N/A	N/A
20"	27 ¹ / ₁₆ "	4 ⁷ / ₈ "	8 ¹ / ₄ "	13 ³ / ₈ "	20"	N/A	N/A	N/A	N/A
22"	30 ¹ / ₄ "	5 ³ / ₈ "	9 ¹ / ₄ "	14 ³ / ₈ "	22"	N/A	N/A	N/A	N/A
24"	33 ¹ / ₂ "	6"	10 ¹ / ₄ "	16 ¹ / ₄ "	24"	N/A	N/A	N/A	N/A
28"	38"	6 ³ / ₄ "	11 ³ / ₈ "	18 ¹ / ₂ "	28"	N/A	N/A	N/A	N/A
30"	41 ¹ / ₄ "	6 ¹ / ₂ "	11 ¹ / ₄ "	17 ³ / ₄ "	30"	N/A	N/A	N/A	N/A

CROWN CAP* FOR SQUARE COLUMN DIMENSIONS

Column Size	K	J	L
6"	1 ⁹ / ₁₆ "	2 ⁵ / ₁₆ "	11 ¹ / ₄ "
8"	1 ⁹ / ₁₆ "	2 ⁵ / ₁₆ "	13 ¹ / ₄ "
10"	1 ⁹ / ₁₆ "	2 ⁵ / ₁₆ "	15 ¹ / ₄ "
12"	1 ⁹ / ₁₆ "	2 ⁵ / ₁₆ "	17 ¹ / ₄ "

*Made from Polyurethane

COLONIAL ROUND CAP AND BASE DIMENSIONS*

Col. Size	C	D	E	F	J	K	L	R
6"	7 ¹ / ₄ "	1 ³ / ₈ "	1 ¹ / ₄ "	1 ¹ / ₄ "	1"	1 ¹ / ₄ "	7"	2 ⁷ / ₈ "
8"	9 ¹ / ₈ "	1 ¹ / ₂ "	1 ⁵ / ₁₆ "	1 ¹ / ₄ "	1 ¹ / ₁₆ "	1 ³ / ₈ "	9"	3"
10"	11 ³ / ₁₆ "	1 ¹ / ₂ "	1 ¹ / ₄ "	1 ¹ / ₄ "	1 ¹ / ₁₆ "	1 ³ / ₈ "	10 ⁹ / ₁₆ "	3"
12"	13 ¹ / ₈ "	1 ¹ / ₂ "	1 ¹ / ₄ "	1 ¹ / ₄ "	1 ¹ / ₁₆ "	1 ³ / ₈ "	12"	3"

*Low profile option.

COLONIAL SQUARE CAP AND BASE DIMENSIONS*



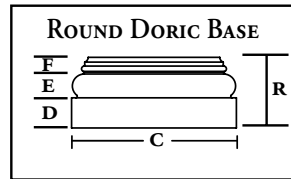
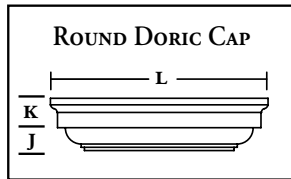
Col. Size	C	D	E	F	J	K	L	R
6"	8 ⁵ / ₈ "	1 ¹ / ₄ "	1 ¹ / ₁₆ "	7 ¹ / ₁₆ "	5 ⁵ / ₈ "	1"	7 ¹⁵ / ₁₆ "	2 ³ / ₄ "
8"	10 ⁵ / ₈ "	1 ¹ / ₄ "	1 ¹ / ₁₆ "	7 ¹ / ₁₆ "	15 ¹⁵ / ₁₆ "	1"	9 ¹⁵ / ₁₆ "	2 ³ / ₄ "
10"	12 ³ / ₈ "	1 ¹ / ₄ "	1 ¹ / ₁₆ "	7 ¹ / ₁₆ "	15 ¹⁵ / ₁₆ "	1 ¹ / ₄ "	12 ³ / ₈ "	2 ³ / ₄ "
12"	14 ³ / ₈ "	1 ¹ / ₄ "	1 ¹ / ₁₆ "	7 ¹ / ₁₆ "	1"	1 ³ / ₈ "	14 ³ / ₈ "	2 ³ / ₄ "

*Low profile option.

BEVELED CAP & BASE SET*

Size	A	B	C
6"	6"	8-1/8"	3-1/2"
8"	8"	10-1/8"	3-1/2"
10"	10"	12-1/8"	5-1/2"
12"	12"	14-1/8"	5-1/2"

*For Square PermaCast® Columns
See Installation Kit on page 16.



DORIC CAP AND BASE DIMENSIONS								
Column Size	C	D	E	F	J	K	L	R
8"	10 ³ / ₈ "	1 ⁷ / ₈ "	1 ³ / ₈ "	7 ⁸ / ₈ "	1"	1 ³ / ₈ "	10"	4 ⁷ / ₁₆ "
10"	12 ¹³ / ₁₆ "	2 ³ / ₈ "	2 ¹ / ₁₆ "	1 ¹ / ₈ "	1 ¹ / ₁₆ "	1 ¹¹ / ₁₆ "	12 ¹ / ₂ "	5 ⁹ / ₁₆ "
12"	15 ¹ / ₂ "	2 ⁷ / ₈ "	2 ¹ / ₂ "	1 ³ / ₈ "	1 ⁹ / ₁₆ "	2"	15"	6 ¹¹ / ₁₆ "
14"	18 ¹ / ₈ "	3 ³ / ₁₆ "	2 ⁷ / ₈ "	1 ⁹ / ₁₆ "	1 ¹³ / ₁₆ "	2 ³ / ₈ "	17 ¹ / ₂ "	7 ¹³ / ₁₆ "
16"	20 ⁷ / ₈ "	3 ³ / ₄ "	3"	2 ¹ / ₄ "	1 ⁹ / ₁₆ "	2 ³ / ₄ "	20 ¹ / ₂ "	9"
18"	23 ¹ / ₄ "	4"	3 ¹ / ₂ "	2 ¹ / ₂ "	1 ³ / ₄ "	3"	23 ¹ / ₈ "	10"

TUSCAN PERMATUFF® BASE AND POLY CAP DIMENSIONS						
Col. Size	C	D	E	F	G	H
8"	10-1/4"	1-7/8"	2-3/8"	9-1/4"	1-1/2"	1-1/4"
10"	12-7/8"	2-3/8"	2-7/8"	11-1/4"	1-3/4"	1-1/4"
12"	15-1/4"	2-3/4"	3-1/4"	13-3/4"	2-1/4"	1-3/4"

*Not Available Split


DECORATIVE CAPITAL DIMENSIONS FOR ROUND TAPERED AND SQUARE COLUMNS (IN INCHES)

Size of Columns (Diameter at bottom of shaft)	6"		8"		10"		12"		14"		16"		18"		20"		22"		24"		28"		30"			
	ROUND	SQUARE	ROUND	SQUARE	ROUND	SQUARE	ROUND	SQUARE	ROUND	SQUARE	ROUND	SQUARE	ROUND	SQUARE	ROUND	SQUARE	ROUND	SQUARE	ROUND	SQUARE	ROUND	SQUARE	ROUND	SQUARE		
Roman Ionic	Height	3 ¹³ / ₁₆ "	3 ¹³ / ₁₆ "	4 ¹ / ₈ "	4"	4 ⁷ / ₈ "	4 ³ / ₈ "	6 ¹ / ₄ "	5 ³ / ₈ "	6 ³ / ₄ "	8 ⁷ / ₈ "	9 1/2"	9 ¹ / ₂ "	9 ⁹ / ₁₆ "	9 ⁷ / ₁₆ "	N/A	N/A	N/A	N/A	N/A	N/A	N/A	N/A	N/A	N/A	
	Abacus	10 ¹ / ₈ "	8 ¹ / ₈ "	11 ¹¹ / ₁₆ "	10 ³ / ₄ "	14 ³ / ₄ "	12 ¹ / ₂ "	16 ⁷ / ₈ "	17 ¹ / ₈ "	19 ¹³ / ₁₆ "	26"	25 ¹ / ₄ "	25 ¹ / ₄ "	25 ⁶ / ₁₆ "	26 ⁶ / ₈ "	N/A	N/A	N/A	N/A	N/A	N/A	N/A	N/A	N/A	N/A	
	Projection	N/A	3 ¹ / ₄ "	3 ¹ / ₈ "	3"	4 ¹ / ₈ "	4 ¹ / ₄ "	5"	6 ¹ / ₄ "	7 ¹ / ₈ "	8"	8 ¹ / ₂ "	11 ¹ / ₄ "	11 ¹ / ₄ "	10"	9 ⁷ / ₈ "	N/A	N/A	N/A	N/A	N/A	N/A	N/A	N/A	N/A	
	O/S to O/S	12 ¹ / ₈ "	10 ¹ / ₂ "	13 ¹⁵ / ₁₆ "	13 ⁹ / ₁₆ "	17 ¹ / ₄ "	16 ¹ / ₂ "	23 ¹ / ₈ "	22 ⁷ / ₁₆ "	24 ³ / ₈ "	32 ¹ / ₈ "	31 ³ / ₄ "	31 ³ / ₄ "	33"	34"	N/A	N/A	N/A	N/A	N/A	N/A	N/A	N/A	N/A	N/A	
	Inside Dia.*	2 ⁷ / ₈ "	4 ¹ / ₂ "	4 ¹ / ₂ "	5"	5"	5"	5"	11 ¹ / ₂ "	13 ¹ / ₈ "	15 ¹ / ₈ "	17 ¹ / ₈ "	19 ³ / ₈ "	21 ³ / ₄ "	21 ³ / ₄ "	N/A	N/A	N/A	N/A	N/A	N/A	N/A	N/A	N/A	N/A	
Greek Ionic	Height	5 ¹ / ₂ "	4 ¹ / ₈ "	6 ³ / ₄ "	5 ⁵ / ₈ "	6 ³ / ₄ "	6 ⁹ / ₁₆ "	9 ¹ / ₄ "	7"	10 ³ / ₈ "	11"	10 ³ / ₁₆ "	11 ³ / ₈ "	13 ⁷ / ₈ "	13 ⁷ / ₈ "	N/A	N/A	N/A	N/A	N/A	N/A	N/A	N/A	N/A	19 ¹ / ₄ "	
	Abacus	11"	7 ⁹ / ₁₆ "	12 ⁵ / ₈ "	10 ¹¹ / ₁₆ "	16"	14 ³ / ₈ "	17 ³ / ₄ "	15 ¹ / ₈ "	22 ¹ / ₈ "	26 ¹³ / ₁₆ "	25 ¹ / ₄ "	29"	29"	29"	N/A	N/A	N/A	N/A	N/A	N/A	N/A	N/A	N/A	42 ¹ / ₂ "	
	Projection	N/A	4 ⁵ / ₈ "	3 ⁷ / ₈ "	4 ⁷ / ₈ "	5"	5 ⁵ / ₈ "	7 ¹ / ₂ "	7 ¹ / ₄ "	6 ¹ / ₂ "	10 ¹ / ₄ "	10 ³ / ₄ "	9 ¹ / ₂ "	11 ¹ / ₄ "	15 ¹ / ₂ "	15 ¹ / ₂ "	N/A	N/A	N/A	N/A	N/A	N/A	N/A	N/A	19 ¹ / ₂ "	
	O/S to O/S	14 ¹ / ₂ "	11 ⁷ / ₈ "	17 ⁹ / ₁₆ "	14 ¹⁵ / ₁₆ "	20 ⁷ / ₈ "	20 ¹¹ / ₁₆ "	26 ³ / ₈ "	20 ¹¹ / ₁₆ "	29 ¹ / ₄ "	36 ³ / ₁₆ "	29 ¹ / ₈ "	31 ³ / ₄ "	43 ¹ / ₂ "	43 ¹ / ₂ "	43 ¹ / ₂ "	N/A	N/A	N/A	N/A	N/A	N/A	N/A	N/A	60 ³ / ₄ "	
	Inside Dia.*	2 ³ / ₈ "	4 ¹ / ₂ "	4 ¹ / ₂ "	5"	5"	5"	11 ¹ / ₂ "	13 ¹ / ₈ "	15 ¹ / ₈ "	17 ¹ / ₈ "	19 ³ / ₈ "	21 ³ / ₄ "	21 ³ / ₄ "	21 ³ / ₄ "	N/A	N/A	N/A	N/A	N/A	N/A	N/A	N/A	N/A	26 ¹ / ₂ "	
Temple of the Winds	Height	8 ⁷ / ₁₆ "	8"	11 ¹ / ₂ "	10 ⁷ / ₁₆ "	13 ⁷ / ₈ "	11 ³ / ₈ "	20 ¹ / ₂ "	16 ¹ / ₄ "	18 ¹ / ₄ "	21 ¹³ / ₁₆ "	21 ⁷ / ₈ "	23"	24 ¹ / ₈ "	27 ⁷ / ₈ "	N/A	N/A	N/A	N/A	N/A	N/A	N/A	N/A	N/A	N/A	N/A
	Abacus	12 ¹ / ₈ "	11 ⁷ / ₈ "	15 ¹ / ₂ "	13 ⁷ / ₁₆ "	21 ¹³ / ₁₆ "	16 ⁶ / ₁₆ "	25 ³ / ₄ "	23 ¹ / ₄ "	26"	29 ¹³ / ₁₆ "	28 ⁷ / ₈ "	34 ³ / ₄ "	35 ¹ / ₄ "	37 ¹ / ₄ "	N/A	N/A	N/A	N/A	N/A	N/A	N/A	N/A	N/A	N/A	N/A
	Projection	N/A	4 ³ / ₈ "	5 ¹ / ₂ "	6"	8"	7"	9 ⁷ / ₈ "	10 ⁷ / ₈ "	11 ¹ / ₈ "	14 ¹ / ₄ "	12"	15 ¹ / ₂ "	14 ⁷ / ₈ "	16 ¹ / ₈ "	N/A	N/A	N/A	N/A	N/A	N/A	N/A	N/A	N/A	N/A	N/A
	O/S to O/S	12 ¹ / ₈ "	11 ⁷ / ₈ "	15 ¹ / ₂ "	13 ⁷ / ₁₆ "	21 ¹³ / ₁₆ "	16 ⁶ / ₁₆ "	25 ³ / ₄ "	23 ¹ / ₄ "	26"	29 ¹³ / ₁₆ "	28 ⁷ / ₈ "	34 ³ / ₄ "	35 ¹ / ₄ "	37 ¹ / ₄ "	N/A	N/A	N/A	N/A	N/A	N/A	N/A	N/A	N/A	N/A	N/A
	Inside Dia.*	2 ⁵ / ₈ "	4 ¹ / ₂ "	4 ¹ / ₂ "	5"	5"	5"	11 ¹ / ₂ "	13 ¹ / ₈ "	15 ¹ / ₈ "	17 ¹ / ₈ "	19 ³ / ₈ "	21 ³ / ₄ "	21 ³ / ₄ "	21 ³ / ₄ "	N/A	N/A	N/A	N/A	N/A	N/A	N/A	N/A	N/A	N/A	N/A
Roman Corinthian	Height	10 ³ / ₄ "	8 ¹¹ / ₁₆ "	13 ¹¹ / ₁₆ "	11 ¹⁵ / ₁₆ "	17 ³ / ₄ "	14 ⁷ / ₈ "	20 ¹ / ₈ "	17 ⁵ / ₈ "	22 ¹ / ₁₆ "	26 ¹ / ₂ "	26 ¹ / ₁₆ "	28 ⁷ / ₁₆ "	31 ⁷ / ₈ "	34 ¹ / ₄ "	N/A	N/A	N/A	N/A	N/A	N/A	N/A	N/A	N/A	N/A	N/A
	Abacus	13 ¹ / ₄ "	12 ¹ / ₁₆ "	18"	14 ⁵ / ₈ "	22 ³ / ₈ "	18 ⁷ / ₈ "	26 ¹ / ₄ "	22 ³ / ₁₆ "	32 ¹ / ₈ "	37 ¹ / ₂ "	38 ⁷ / ₈ "	41 ⁵ / ₈ "	40 ¹ / ₄ "	45 ¹ / ₄ "	N/A	N/A	N/A	N/A	N/A	N/A	N/A	N/A	N/A	N/A	N/A
	Projection	N/A	4 ¹ / ₄ "	6"	6 ¹ / ₄ "	7 ¹ / ₈ "	8 ¹ / ₄ "	8 ¹ / ₈ "	8 ¹ / ₈ "	14 ¹ / ₄ "	13 ³ / ₈ "	17 ¹ / ₂ "	16 ³ / ₄ "	16"	17 ¹ / ₂ "	N/A	N/A	N/A	N/A	N/A	N/A	N/A	N/A	N/A	N/A	N/A
	O/S to O/S	13 ¹ / ₄ "	12 ¹ / ₁₆ "	18"	14 ⁵ / ₈ "	22 ³ / ₈ "	18 ⁷ / ₈ "	26 ¹ / ₄ "	22 ³ / ₁₆ "	32 ¹ / ₈ "	37 ¹ / ₂ "	38 ⁷ / ₈ "	41 ⁵ / ₈ "	40 ¹ / ₄ "	45 ¹ / ₄ "	N/A	N/A	N/A	N/A	N/A	N/A	N/A	N/A	N/A	N/A	N/A
	Inside Dia.*	2 ³ / ₈ "	4 ¹ / ₂ "	4 ¹ / ₂ "	5"	5"	5"	11 ¹ / ₂ "	13 ¹ / ₈ "	15 ¹ / ₈ "	17 ¹ / ₈ "	19 ³ / ₈ "	21 ³ / ₄ "	21 ³ / ₄ "	21 ³ / ₄ "	N/A	N/A	N/A	N/A	N/A	N/A	N/A	N/A	N/A	N/A	N/A
Scamozzi	Height	3 ¹ / ₄ "	3 ⁵ / ₈ "	5"	4 ¹ / ₈ "	5 ¹ / ₁₆ "	5 ¹ / ₁₆ "	6 ¹ / ₂ "	5 ³ / ₄ "	7 ¹ / ₁₆ "	8 ¹⁵ / ₁₆ "	8 ³ / ₄ "	8 ³ / ₈ "	10 ¹ / ₄ "	11 ¹ / ₂ "	12 ¹ / ₄ "	15 ¹ / ₄ "	15 ¹ / ₄ "	15 ¹ / ₄ "	15 ¹ / ₄ "	15 ¹ / ₄ "	15 ¹ / ₄ "	15 ¹ / ₄ "	15 ¹ / ₄ "	15 ¹ / ₄ "	15 ¹ / ₄ "
	Abacus	11 ¹ / ₄ "	9 ⁷ / ₈ "	14 ¹ / ₄ "	16 ³ / ₁₆ "	17 ⁷ / ₈ "	16 ³ / ₁₆ "	20 ⁷ / ₈ "	18 ¹ / ₄ "	23 ³ / ₄ "	26"	28 ³ / ₈ "	28 ¹ / ₂ "	32"	36"	38 ¹ / ₄ "	46 ¹ / ₄ "	46 ¹ / ₄ "	46 ¹ / ₄ "	46 ¹ / ₄ "	46 ¹ / ₄ "	46 ¹ / ₄ "	46 ¹ / ₄ "	46 ¹ / ₄ "	46 ¹ / ₄ "	46 ¹ / ₄ "
	Projection	N/A	3 ³ / ₈ "	3 ³ / ₈ "	5 ¹ / ₈ "	5 ³ / ₈ "	5 ¹ / ₈ "	6"	5 ¹ / ₄ "	6 ¹ / ₈ "	8 ³ / ₄ "	5 ¹ / ₄ "	10 ¹ / ₄ "	10 ¹ / ₄ "	12 ¹ / ₂ "	13 ³ / ₄ "	16 ¹ / ₈ "	16 ¹ / ₈ "	16 ¹ / ₈ "	16 ¹ / ₈ "	16 ¹ / ₈ "	16 ¹ / ₈ "	16 ¹ / ₈ "	16 ¹ / ₈ "	16 ¹ / ₈ "	
	O/S to O/S	11 ³ / ₈ "	10"	16 ³ / ₁₆ "	14 ¹ / ₄ "	18 ¹ / ₁₆ "	16 ³ / ₁₆ "	20 ⁷ / ₈ "	18 ³ / ₈ "	23 ³ / ₄ "	26"	28 ³ / ₈ "	28 ³ / ₈ "	32"	36"	38 ¹ / ₂ "	46 ¹ / ₄ "	46 ¹ / ₄ "	46 ¹ / ₄ "	46 ¹ / ₄ "	46 ¹ / ₄ "	46 ¹ / ₄ "	46 ¹ / ₄ "	46 ¹ / ₄ "	46 ¹ / ₄ "	46 ¹ / ₄ "
	Inside Dia.*	2 ⁵ / ₈ "	4 ¹ / ₂ "	4 ¹ / ₂ "	5"	5"	5"	11 ¹ / ₂ "	13 ¹ / ₈ "	15 ¹ / ₈ "	17 ¹ / ₈ "	19 ³ / ₈ "	21 ³ / ₄ "	21 ³ / ₄ "	21 ³ / ₄ "	24 ⁵ / ₈ "	26 ¹ / ₂ "	26 ¹ / ₂ "	26 ¹ / ₂ "	26 ¹ / ₂ "	26 ¹ / ₂ "	26 ¹ / ₂ "	26 ¹ / ₂ "	26 ¹ / ₂ "	26 ¹ / ₂ "	

*Inside Diameter

• See page 9 for images.

NOTE: Installation Kit available.



Painting Instructions

Painting instructions for round and square PermaCast® columns:

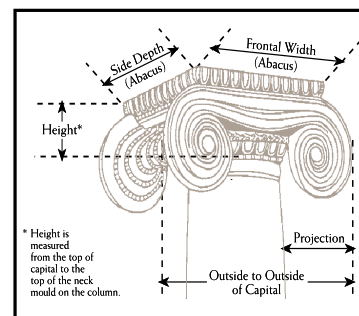
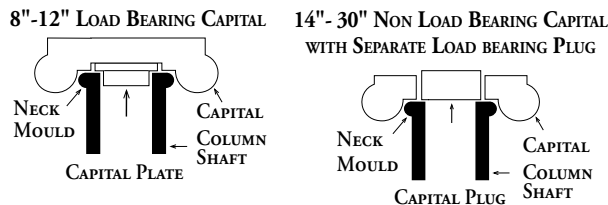
- Rinse and allow to dry completely.
- Prime with high quality exterior latex bonding primer or use an oil-based bonding primer in accordance with paint manufacturer's instructions. A light coat of primer should be applied and allowed to cure fully.
- Paint evenly with several light coats over column with a high quality exterior latex or oil-based paint in accordance with paint manufacturer's instructions.
- Do not paint PermaCast® columns using dark colors (dark colors are considered any color that falls within the L value of 56 to 0). L is a measure of lightness of an object and ranges from 0 (black) to 100 (white).

Tips

- ✓ When ordering a decorative capital order the appropriate base for the column.
- ✓ Decorative capitals for square PermaCast® slide over the shaft and do not use a plug. These decorative capitals will not lengthen or shorten the height of the column.
- ✓ When installing a decorative capital on fluted, recessed panel, or square columns, the capital slides over the shaft. The taller capitals will cover the flutes and require additional caulking to finish.
- ✓ Verify exact opening measurement prior to ordering column length.
- ✓ When installing a PermaCast® column, verify concentric loading of column. 100% of bottom must contact substrate and 75% of top must contact soffit.
- ✓ When attaching hand rails or corner iron to PermaCast® columns, holes must be pre-drilled before applying screws.
- ✓ When ordering panel moulding for square PermaCast® columns, make sure to order enough for four sides of the column.
- ✓ Split columns are left partially intact. Cut with masonry or carbide tip blade.
- ✓ All custom split columns, caps, and bases are nonrefundable.

DECORATIVE CAPITALS FOR ROUND TAPERED PERMACAST® COLUMNS

Adding a load bearing decorative capital to a round PermaCast® column will lengthen or shorten the overall height of the column depending on the height of the capital. Subtract the "T" dimension (from the column dimensions chart) and add the height of the decorative capital +/- 1/4" for overall column height.



NOTE: Decorative Capitals are not designed to fit non-tapered columns.

DECORATIVE CAPITALS FOR SQUARE PERMACAST® COLUMNS

Adding an decorative capital to a square PermaCast® column DOES NOT change the length of the column shaft. The decorative capital simply slides over the shaft. Neck moulding can be applied or not.

